

Active Attacker (Shooter) – Protocol 136

Limited Use Licence

By using these materials you (the “User”) agree to the following terms and conditions. The User is granted a non-transferable, non-exclusive, revocable, limited use licence to use the following materials for emergency dispatching purposes as is. The User understands that it is solely responsible and liable for its use and reliance on the materials. The User may only use the most current version of these materials as regularly issued by the International/National Academies of Emergency Dispatch (the “IAED”). The User understands it is solely responsible for ensuring it is using the most current version. The User acknowledges and understands that the IAED is the sole and exclusive owner of the copyrights and other intellectual property rights associated with these materials. These materials are protected by United States and International copyright laws and treaties. All rights reserved. The User may not alter or modify the materials in any way and agrees to use them as is. The User may not use these materials commercially or for any monetary gain. The materials may not be incorporated into any third party products, computers, or CADs. The User understands and agrees that this Protocol may not cover all situations that might possibly present themselves during the course of an ACTIVE ATTACKER (SHOOTER) incident. In no event shall the IAED (and its affiliates) be liable for damages of any kind associated with the use of or reliance on these materials. There is no requirement to use this Protocol. The decision to implement the Protocol is at the sole discretion of the User agency. Rights not expressly granted to the User are reserved by the IAED.


International Academies of Emergency Dispatch HiRISC Policy

The International Academies of Emergency Dispatch considers any situation necessitating the provision of these instructions to be an extremely High Risk-Inherent Situation Case (HiRISC), and believes that the trained Emergency Dispatcher (certified EMD, EFD, EPD) or their agency, making a good-faith attempt to provide these instructions, should not be held responsible for any bad outcomes. This should not be considered a legal interpretation, but a strong official opinion of the Council of Standards and the Board of Trustees of the IAED.

KEY QUESTIONS

1. **What type of weapons** are involved? _____
 - a. **(Gun)** How **many** shots have been **fired**?
 - b. **(Gun)** **When** was the **last time** you **heard** shots fired?
2. How **many** offenders are **involved**?
3. **Where's** the **offender now**?
 - a. **(Offender left/leaving/circulating)** How did s/he **leave**?
 - i. **(Vehicle)** Obtain the **vehicle description**. _____
 - ii. What **direction** was s/he going? _____
 - b. Obtain the **offender's description**. _____
4. **Can you safely evacuate/leave** the building/area?

Yes _____

No or Unknown _____
5. **(LOCKDOWN)** Where **exactly** are you?
 - a. What's the **best way** to **get** to you?
 - b. How **many** people are **with you**?
6. How **many** people are **in the building/area**?
7. **Does the offender appear to be wearing a bulletproof vest or body armour?**
8. Did you **see** the offender **carrying anything**?
 - a. **(Yes)** **Describe** it to me.
9. Did you **hear** the offender **saying anything**?
 - a. **(Yes)** **What** did s/he say?
10. **(Offender on scene)** Did s/he **arrive** in a **vehicle**?
 - a. **(Yes)** Obtain the **vehicle description**. _____
 - b. **(Yes)** **Where's** the **vehicle** now?
11. Has the offender **taken** any **hostages**?
 - a. **(Yes)** How **many**?
 - b. **(Yes)** Exactly **where** are they?
12. How **many** people are **injured**? 
13. Is there **anything else** you can **tell me**?



S-1

S-2



POST-DISPATCH INSTRUCTIONS



(Evacuation)

- a. If the **attacker leaves**, tell me **immediately**.
- b. **Do not put** yourself in any (more) **danger**.

(LOCKDOWN)

- c. If the **attacker is nearby**, keep very **quiet** and stay **out of sight**.




*** Do computer check.**

*** Follow your police force's policy** regarding the **notification** of administration, armed response teams, and bordering services.

DLS

*** Link to**  **X-1 unless:**



Stay on the Line _____		X-2
Urgent Disconnect _____		X-3
Safety Disconnect _____		X-4
Evacuation _____		S-1
LOCKDOWN _____		S-2

LEVELS # DETERMINANT DESCRIPTORS  **C E G K M O** CODES

E

1 ACTIVE ATTACKER (SHOOTER)

136-E-1

DESCRIPTION ESSENTIALS**Weapons**

- Gun (pistol, rifle, shotgun)
- Knife (long, short)
- Club (bat, iron bar)
- Other (glass, bottle, vehicle)
- Explosive (bomb)

**Person(s)** (armed offenders first)

- **Race**
- **Gender**
- **Clothing**
- **Age** (DOB)
- **Demeanour** (calm, emotional, intoxicated)
- Name/Relationship
- Address/Phone number
- Build/Height/Weight
- Hair colour/length/style
- Other identifiable characteristics (facial hair, accent, tattoos, piercings)
- Eye colour
- Complexion
- Hat
- Shoes
- Jewellery

**Vehicle**

- **Colour**
- Year
- Make/Model
- **Body style** (saloon, hatchback, estate)
- Additional (paintwork, damage)
- Registration number

**Boat** (Vessel)

- **Size**
- Colour
- Name
- Registration number
- **Type** (inboard, outboard, sail, cruiser, speed, racing, pontoon, ship)

**Determinant Suffixes**

The suffix codes help to delineate the specific type of weapon:

- C** = Club
- E** = Explosive
- G** = Gun
- K** = Knife
- M** = Multiple weapon types
- O** = Other

ACTIVE ATTACKER (SHOOTER)

An **armed** person who has used **any type of weapon** to inflict **deadly physical force** on others and **continues** to do so while having **unrestricted access** to additional victims.

LOCKDOWN

A response utilised by schools, businesses, or individuals that **secures people** in a facility or room to **minimise their exposure** to an **ACTIVE ATTACKER (SHOOTER)**.

Rules

1. **ASSAULT** situations in which an offender **does not have unrestricted access** to additional victims should be **handled on Protocol 106**.
2. **Evacuating**, if **safe** to do so, is the **best action** callers can take to **save lives**. However, if this is **not possible**, instructions for callers to go into a **LOCKDOWN** are **critical**.
3. **Hostage situations** developing in the course of an **ACTIVE ATTACKER (SHOOTER)** scenario should be **handled on Protocol 136**.

Axioms

1. Individuals who are found by an **ACTIVE ATTACKER (SHOOTER)** and **cannot get away** should be **mentally prepared to fight for their lives** by using weapons, throwing objects, acting aggressively, and yelling.
2. **Most victims** of the Columbine High School massacre in the U.S. were found **in the library** where students were **unable** to evacuate or go into a **LOCKDOWN**.
3. The term "**active shooter**" is a phrase coined by police officers to describe **armed attackers who use deadly force** on individuals while having **unrestricted access** to additional victims. These attackers **commonly use firearms**, hence the term "active shooter"; however, **any weapon could be used**.

NTOA Statement

NTOA (National Tactical Officers Association) **cautions against** a change in police response **based solely on a time delay** of when shots were reportedly last heard. This time delay, by itself, **does not negate the need for an immediate response**. The perpetrator may be using, or preparing to use, other weapons (knives, IEDs, etc.), or her/his shots may not be audible. If the threat's location is not known, officers should begin searching or rescue wounded victims. Officers should transition to a hostage/barricade situation, if necessary, based only on the totality of circumstances.

1 Evacuation

Get out of the building/area **even if** others **won't** follow. **Help** others escape, if **possible**.

Take an evacuation path that's **away from the offender**.

Warn others of the situation as you escape.

Do not attempt to **move** wounded people.

Do not rush **towards officers**, keep your **hands visible** at all times, and **follow** all of their **commands**.

Update police with the **offender's description and location**.

- Can you **take the phone with you**?

Yes → Return to sequence

(No) Call us **back** from a **safe** location, if possible.

End

2 LOCKDOWN

Gather those around you and **go** to the **nearest** room with a **locking door**. **Do not** leave your current location if you feel the **offender will see or find you**. Once you're **inside**, **lock** the door and **barricade** it with heavy objects.

Try to **prevent** being **seen**. If you can, **turn off** the **lights** and **close** the curtains or blinds to **cover** any **windows**.

Sit or **lie** on the floor **next to** the wall with the door and be **as quiet as possible**.

Do not answer or **open** the door for **anyone**.

If you are **found** and **unable** to get away, be **aggressive** and prepared to **fight for your life** by using any items you can as **weapons**. Throw objects, yell, and continue to **defend yourself**.

Return to sequence

Academy Policy

These instructions were developed with the assistance of the National Tactical Officers Association (NTOA).

The International Academy of EPD considers situations necessitating the provision of these instructions to be an extremely **High Risk-Inherent Situation Case (HiRISC)**, and believes that the trained EPD (or their agency), making a good-faith attempt to provide these instructions, should not be held responsible for any bad outcomes. This should not be considered a legal interpretation, but a strong official opinion of the Council of Standards and Board of Trustees of the IAEPD.

Rules

1. **ASSAULT** situations in which an offender **does not have unrestricted access** to additional victims are **not ACTIVE ATTACKER (SHOOTER)** incidents.
2. **ACTIVE ATTACKER (SHOOTER)** situations **change rapidly**, so the EPD must consider and provide the **most appropriate advice** items in this protocol to **assist** the caller.
3. At some point, phone **contact** with the caller may be **lost**. **Pre-Arrival Instructions** need to be **given early** to **prepare the caller** as much as possible to **escape** or **defend** themselves.